



*Total Solution Provider in Saw Device*

---

# SA1960AM

US-PCS, RF-Rx SAW Filter  
Revision 0:



- Electrical Characteristics
  - Package Dimensions
  - Testing Environment
  - Frequency Characteristics
- 

**SAWNICS Inc.**

---

460 Cheonheung-ri, Seonggeo-eup, Cheonan-si, Chungcheongnam-do, 330-836 / Korea.  
Tel: +82 41 550 9372 / Fax: +82 41 550 9399 / [www.sawnics.com](http://www.sawnics.com)

## □ Electrical Characteristics

### Maximum Ratings

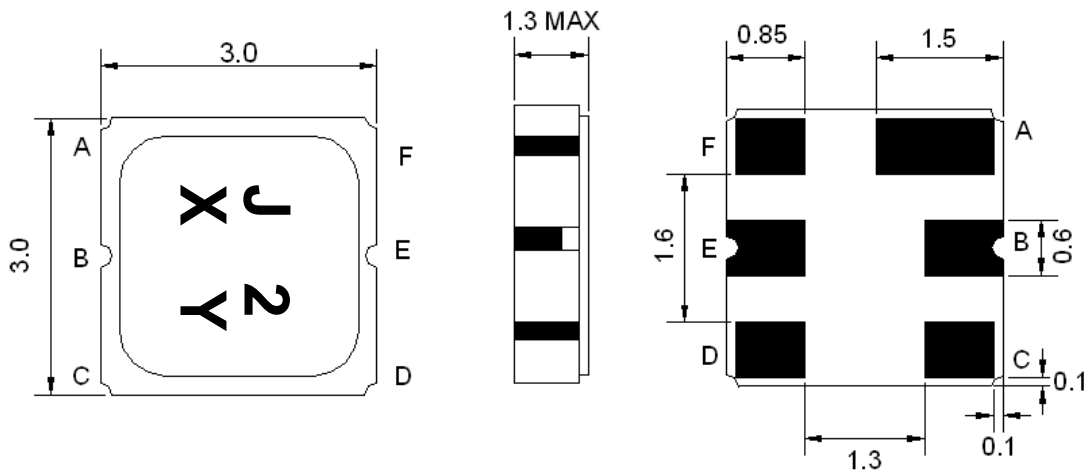
Parameters Description	Unit	Minimum	Typical	Maximum
Operating Temperature Range	°C	-30	-	+85
Storage Temperature Range	°C	-40	-	+85
Maximum DC Voltage	V	-	-	7.5
Maximum Input Power	dBm	-	-	15
Source Impedance (single ended) <sup>(1)</sup>	Ω	-	50	-
Load Impedance (single ended) <sup>(1)</sup>	Ω	-	50	-
Package type & size	M			
Length x Width	mm <sup>2</sup>	-	3.0 x 3.0	-
Height	mm	-	-	1.3

### Electrical Specification

Parameters Description	Unit	Minimum	Typical	Maximum
Center Frequency (Fo)	MHz	-	1960	-
Insertion Loss within 1930 ~ 1990 MHz	dB	-	2.4	3.5
Amplitude Ripple within 1930 ~ 1990 MHz	dB <sub>p-p</sub>	-	1.0	2.0
<b>Attenuation:</b>				
D.C. ~ 1850 MHz	dB	20	32	-
1850 ~ 1910 MHz	dB	10	21	-
2030 ~ 2080 MHz	dB	35	45	-
2110 ~ 2170 MHz	dB	28	37	-
2170 ~ 2550 MHz	dB	25	34	-
VSWR within 1930 ~ 1990 MHz	-	-	1.7	2.5

**Notes :** (1) No Matching Network (Ref. Testing Environment Circuit as shown below).

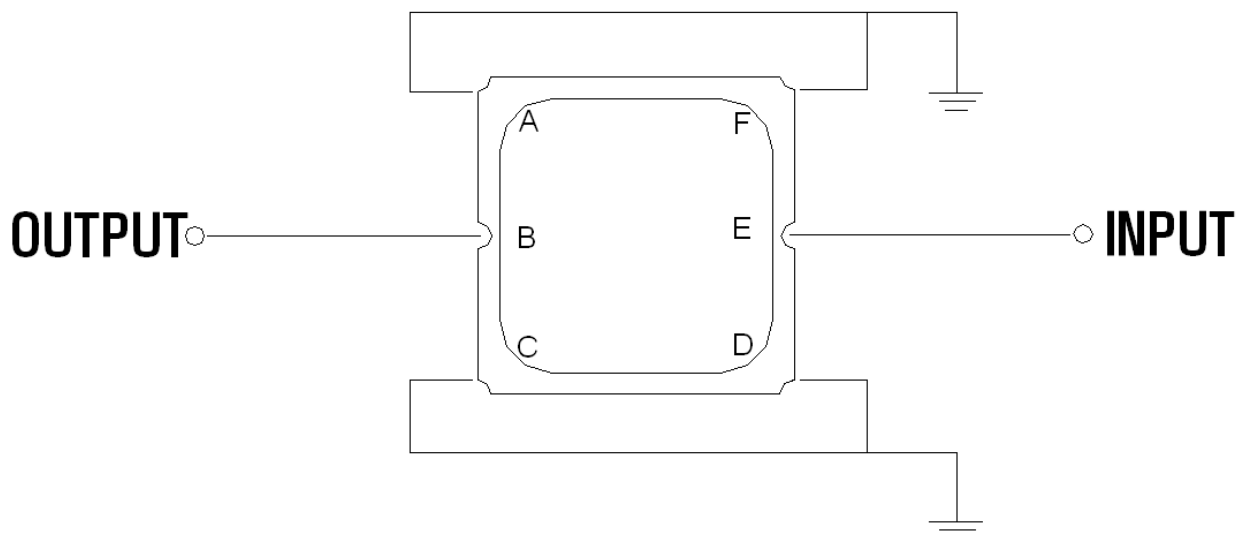
**□ Package Dimensions**



Marking Descriptions	
J	US-PCS Application
2	Series Number
X	Date Code(Year)
Y	Date Code(Month)

Pin Description	
A, C, D, F	Ground
E	In
B	Out

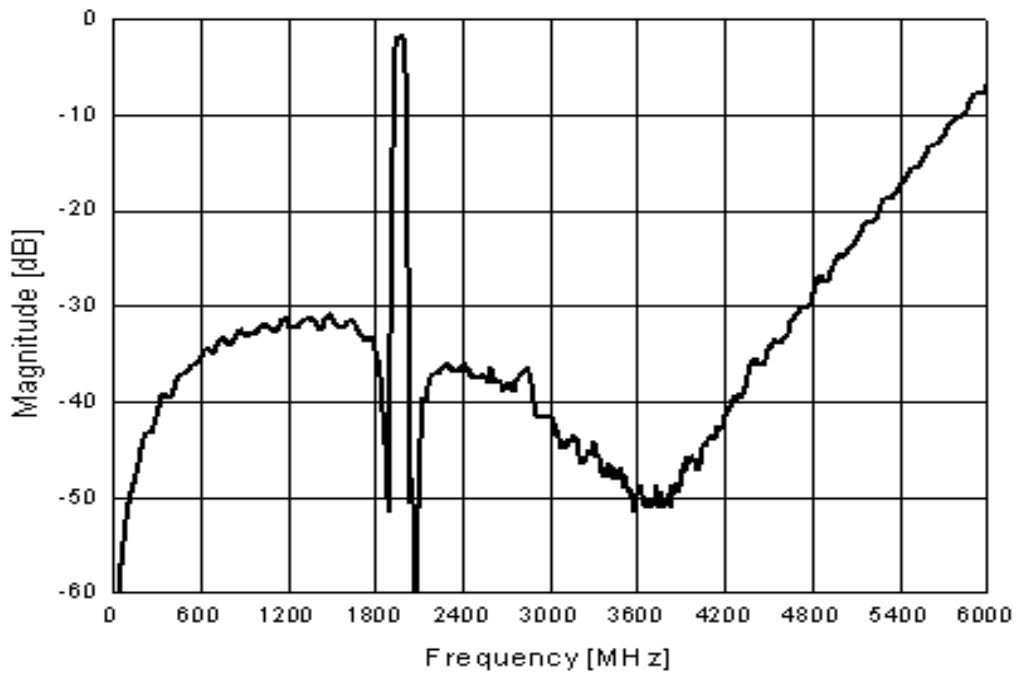
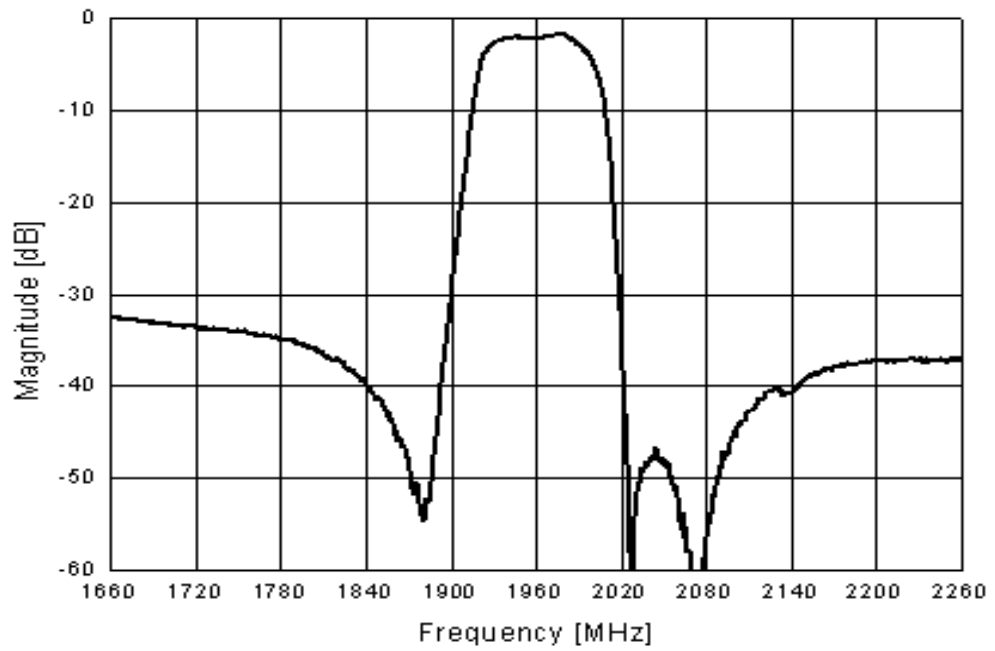
**□ Testing Environment**



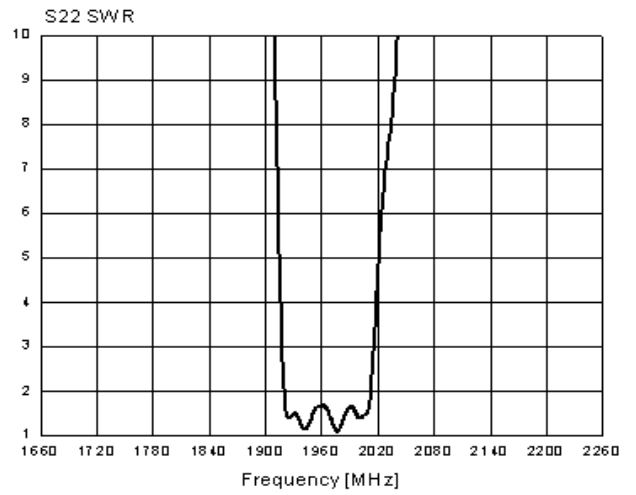
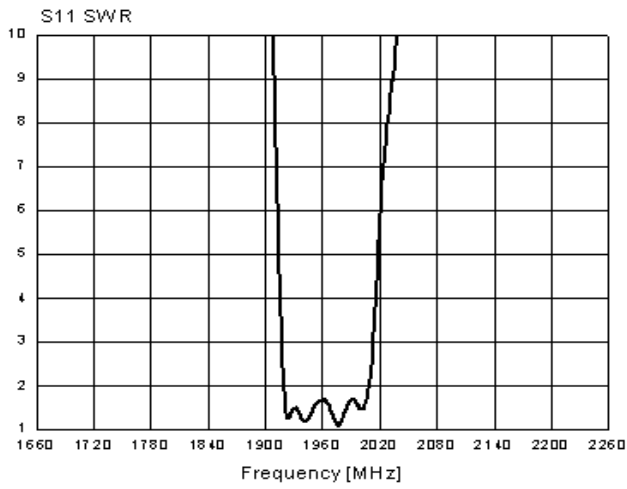
Source & Load Impedance: 50 Ω

**□ Frequency Characteristics**

Frequency Response



**VSWR**



**Smith Chart**

